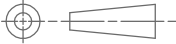


DRAWING NUMBER

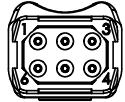
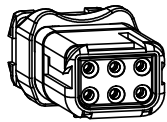
611253-6-ENV

A3

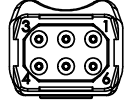
BS 8888  
THIRD ANGLE  
PROJECTION



IF IN DOUBT, ASK



SOCKET/FEMALE  
CONTACT CAVITY  
IDENTIFICATION ON REAR



PIN/MALE  
CONTACT CAVITY  
IDENTIFICATION ON REAR

## NOTES:

1. MARKED WITH DEUTSCH PART No., DEUTSCH (HASTINGS) CAGE CODE AND DATE CODE.

PART NUMBER EXAMPLE:

D369 - R 6 6 - N S 1

BASIC PART No.

SHELL STYLE (R = INLINE RECEPTACLE)

SHELL SIZE

CONTACT QTY

(6 = 6 x #22's)

CONTACT CONFIGURATION 4.

CONTACT TYPE ( P = PIN, S = SKT)

SHELL KEYING

## 2. PERFORMANCE:

TEMPERATURE RANGE : -55°C TO +175°C. INSULATION RESISTANCE : ≥5000 MΩ.

DIELECTRIC WITHSTAND: 1000VRMS, &lt;2mA. SEALING: 15KM(50000FT) ALTITUDE / IP67

DURABILITY : 500 MATING CYCLES MIN. FLUID RESISTANCE: I.A.W. EN2591-315.

FLAMMABILITY, SMOKE AND TOXICITY: I.A.W. FAR 25.853 APPENDIX F.

## 3. INSERTION/EXTRACTION TOOL (M81969/14-01 OR EQUIVALENT) SUPPLIED SEPARATELY.

4. Contact Configuration	Contact Description	Contact P/N (OR EQUIVALENT)		Crimp Positioner		Crimp Tool	2:1 Wire Accommodation	Current Rating
		Pin	Socket	Pin	Socket			
0		NO CONTACTS SUPPLIED						
1	CRIMP, COPPER WIRE	38941-22	38946-22	M22520/2-09	M22520/2-06	M22520/2-01	22-28 AWG	5A (22 AWG)
2	CRIMP, ALUMINIUM WIRE	200-1042-22	200-1142-22	KAL2	ALNP 22-A		22 AWG	5A
3	CRIMP, COPPER WIRE (ENLARGED WIRE)	182-0860-22	182-0862-22	M22520/2-09	M22520/2-06	M22520/2-01	20-24 AWG	5A (20 AWG)

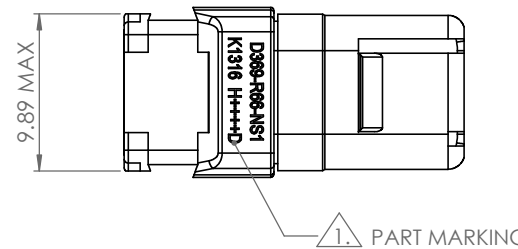
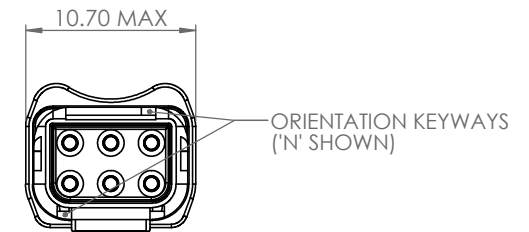
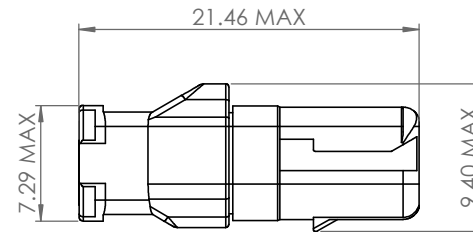
## 5. MATERIALS:

COMPONENT	MATERIAL (FINISH: NONE IN ALL CASES)
SEALS	SILICONE / FLUOROSILICONE BLEND RUBBER PER AMS-R-25988 TYPE II, CLASS I, GRADE 40
BODY / INSERT COMPONENTS	POLYETHERIMIDE, 10% GLASS FILLED PER ASTM D 5205 or POLYETHERETHERKETONE, 450G, PER MIL-P-46183 TYPE I

## 6. MAXIMUM WEIGHT (WITHOUT CONTACTS):

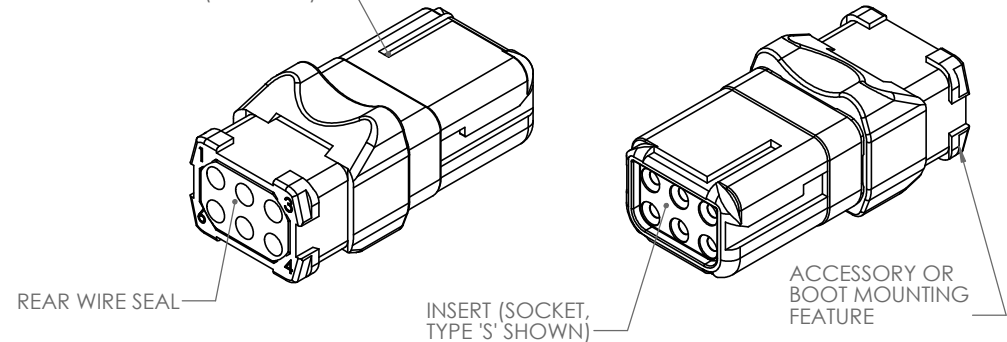
1.5g (SKT INSERT), 1.4g (PIN INSERT).

AB	DUK-65685	RBC	HD	RBC	GLB	11/06/2015
ISSUE	CHANGE NOTE	DRAWN	CHECKED	APP. ENG.	APP. MARKETING	DATE



## SHELL KEYING

ORIENTATION	COLOUR
N	BLACK
A	DARK RED
B	DARK BLUE
C	DARK GREEN
D	YELLOW

SHELL COLOUR IS KEYING  
DEPENDENT (SEE TABLE)

## MATERIAL

SEE NOTES  
HEAT TREATMENT & FINISH

## PACKAGING

## SCALE

3:1

DIMENSIONS IN MILLIMETRES  
UNLESS OTHERWISE STATED

THIS INFORMATION IS CONFIDENTIAL AND PROPRIETARY TO TYCO ELECTRONICS CORPORATION AND ITS WORLDWIDE SUBSIDIARIES AND AFFILIATES (TE). IT MAY NOT BE DISCLOSED TO ANYONE, OTHER THAN TE PERSONNEL, WITHOUT AUTHORIZATION FROM TE (www.TE.com).

TITLE TYPE CUSTOMER DRAWING

D369 INLINE RECEPTACLE,  
SIZE 6, 6 WAY

ST LEONARDS ON SEA, EAST SUSSEX, TN38 9RF  
TEL. +44 (0)1424 852721

## DRAWING NUMBER

611253-6-ENV